

MASS Education Calendar



Issue 1: February to June 2023




All webinars will be presented using Microsoft Teams. Please be aware that all webinars are recorded. Links to webinar recordings will be sent to registrants. Information on how to join and participate in webinars appears on pages 5 - 6. Microsoft Teams currently supports the following browsers: Microsoft Edge, Google Chrome, Firefox and Safari.

All webinars and short workshops are free to attend. Longer, catered workshops will attract a cost.


We look forward to seeing you at our events.

[Join up to our MASS Education mailing list](#)

Date and time	Topic	Target Group	Booking: click link or scan QR code to register.
February 2023			
February – ongoing	<p>Remote Hands-On Learning: Pressure Cushions Remote Hands-on Learning Programme</p> <p>This is a new education approach that commenced in 2022. Gather together a team of learners. MASS will send a selection of pressure cushions to your workplace, and work through self-paced online learning with interactive support from MASS staff. There is currently a waitlist, so please see face-to-face workshop below if you would like to complete this sooner.</p> <p>Refer to the information sheet to find out more.</p>	Occupational Therapists Physiotherapists Rehabilitation Engineers Allied Health Assistants	<p>Complete an expression of interest.</p>  <p>This is a rolling program subject to pressure cushion pack availability.</p>
9 February 1.00 – 2.00pm (1hr) Online	<p>Webinar: MASS Equipment – A Case Study</p> <p>Follow a real case study where a client with motor neurone disease received equipment from MASS. Hear from the client, family, prescriber and MASS staff about MASS processes, stock trials, matching the equipment to the person, and anticipating equipment needs for a neurodegenerative disorder.</p>	Occupational therapists Physiotherapists Registered Nurses Rehabilitation Engineers Allied Health Assistants	<p>Webinar Registration</p> 

Date and time	Topic	Target Group	Booking: click link or scan QR code to register.
<p>23 February 9.00 - 11.30am (2.5hrs)</p> <p>41 Southgate Avenue, Cannon Hill QLD 4170</p> <p>Numbers are limited to 25 people</p>	<p>In-Person Workshop: Introduction to Maintaining and Adjusting Assistive Technology</p> <p>Learn about basic maintenance and adjustments for a range of simpler assistive technology, including manual wheelchairs, hoists, pressure cushions, and bathing/toileting aids. This workshop suits health practitioners who want to build their confidence with hands-on adjustment of equipment and education of clients in equipment maintenance and cleaning. Allied health assistants responsible for basic set-up of equipment and management of equipment stock may also benefit.</p>	<p>Occupational Therapists Physiotherapists Rehabilitation Engineers Allied Health Assistants</p>	<p>Workshop Registration</p> 
March 2023			
<p>16 March 3.00 - 4.00pm (1hr)</p> <p>Online</p>	<p>Webinar: Outcome Measures for Adults with Lower and Upper Limb Amputation</p> <p>In this webinar we will summarise a range of valid and reliable outcome measures for adults with lower and upper limb amputation. There will be a focus on measures that are quick to administer, with basic equipment and free/minimal cost. You will learn how these tests are conducted and interpreted. We will explore how these outcome measures can be used to justify non-standard componentry, justify other assistive technology such as mobility aids, identify priorities for intervention, and report service and program outcomes.</p>	<p>Prosthetists Occupational Therapists Physiotherapists Rehabilitation Engineers Allied Health Assistants</p>	<p>Webinar Registration</p> 
<p>16 March 3.00 - 5.00pm (2hrs)</p> <p>41 Southgate Avenue, Cannon Hill 4170</p> <p>Numbers are limited to 24 people</p>	<p>Workshop: Outcome Measures for Adults with Lower and Upper Limb Amputation</p> <p>Watch the webinar above live at the MASS Office, and then work in pairs to conduct each assessment on each other. Build you confidence with practical application of each outcome measure.</p>	<p>Prosthetists Occupational Therapists Physiotherapists Rehabilitation Engineers Allied Health Assistants</p>	<p>Workshop Registration</p> 

Date and time	Topic	Target Group	Booking: click link or scan QR code to register.
<p>30 March 1.00 - 2.00pm (1hr)</p> <p>Online</p>	<p>Webinar: How to Complete a Continence Assessment</p> <p>Learn about the core principles of continence assessment, and what's expected for a MASS Continence application. Hear from a Community Continence Advisor who will outline a client's experience with incontinence and the assessment process involved.</p>	<p>Nurses Occupational Therapists Physiotherapists Urologists Uro-gynaecologists</p>	<p>Webinar Registration</p> 
April 2023			
<p>12 April 1.30 - 4.00pm (2.5hrs)</p> <p>41 Southgate Avenue, Cannon Hill QLD 4170</p> <p>Numbers are limited to 25 people</p>	<p>In-Person Workshop: Pressure Cushion Prescription</p> <p>For those who prefer face-to-face learning or who don't want to wait for our Pressure Cushion Remote Hands-on Learning Program, jump the queue with our in-person workshop on pressure cushion prescription. Complete the online Microsoft Sway before you come (available here). At the face-to-face workshop explore a wide range of cushions, experience pressure mapping, and be ready to discuss example cases from your practice.</p>	<p>Occupational Therapists Physiotherapists Rehabilitation Engineers Allied Health Assistants</p>	<p>Workshop Registration</p> 
<p>19 April 1.00 - 1.30pm (1/2 hour)</p> <p>Online</p>	<p>Webinar: Deep Dive into AT Product Standards</p> <p>This webinar aims to take a deep dive into product standards for assistive technology – what standards are, how standards are developed, the role standards can play in equipment selection, limitations of standards in product testing, buyer beware with claims of standards compliance.</p>	<p>Occupational Therapists Physiotherapists Rehabilitation Engineers</p>	<p>Webinar Registration</p> 
May 2023			
<p>17 May 1.00 - 2.00pm (1 hour)</p> <p>Online</p>	<p>Webinar: All About Laryngectomees</p> <p>Details a comparison between four MASS funded artificial larynges (Romet R310, Nu-Vois III, TruTone Emote and Servox Digital XL), outlines considerations regarding the recommendation of heat moisture exchange (HME) devices and provides an update on the Queensland HME Subsidy Scheme for Laryngectomy.</p>	<p>Speech Pathologists</p>	<p>Webinar Registration</p> 

Date and time	Topic	Target Group	Booking: click link or scan QR code to register.
25 May 1.00 - 2.00pm (1 hour) Online	Webinar: Eligibility for MASS Learn more about MASS eligibility across our various service areas. Empower yourself to help your clients apply for the right funding scheme – whether it be MASS or other schemes such as the NDIS, MAC, and NISQ. Factors such as citizenship, eligibility for other government funding schemes, age, concession cards, medical diagnoses and place of residence will be discussed.	Occupational Therapists Physiotherapists Rehabilitation Engineers Registered Nurses Speech Pathologists	Webinar Registration 
June 2023			
7 June 1.00 - 1.30pm (1/2 hour) Online	Webinar: MASS-eApply in a Nutshell Gain confidence in submitting MASS online applications. Covers prescriber registration, useful links, benefits to using MASS-eApply and viewing completed applications.	Occupational Therapists Physiotherapists Rehabilitation Engineers Registered Nurses Speech Pathologists	Webinar Registration 
15 June 9.00 – 4.00pm 41 Southgate Avenue, Cannon Hill 4170 Numbers are limited to 24 people	In-Person Workshop: Introduction to Wheelchair and Seating Workshop Learn about how to prescribe wheelchairs and seating. In this workshop we take you through the World Health Organization’s 8 step process of wheelchair prescription: referral, assessment, selection, funding and ordering, wheelchair preparation, fitting, user training, and follow-up. Consolidate your clinical reasoning and practical skills with manual, power and tilt-in-space wheelchairs. Features include the simple mechanical assessment tool (MAT), case studies of selection and fitting, and hands-on experience with a range of wheelchairs and seating options.	Occupational Therapists Physiotherapists Rehabilitation Engineers Allied Health Assistants	Workshop Registration  \$50 full price registration \$40 student concession registration

Links to [view Recordings of Presentations are available through sway.](#)

How to join MASS webinars

All MASS hosted webinars run in Microsoft Teams or Microsoft Teams Live Events which works across all operating systems: Windows, iOS and Android devices. Virtual sessions are viewable using Microsoft Edge, Mozilla Firefox, Apple Safari and Google Chrome.

You will need the following:

- Computer or tablet with internet access
- A larger screen size or data projector is recommended for multiple viewers. Smartphones provide a reasonable level of access to audio and videos included in presentations; however, some presentations will feature slides that are hard to read on a small smartphone screen

How to download Microsoft Teams for Webinars

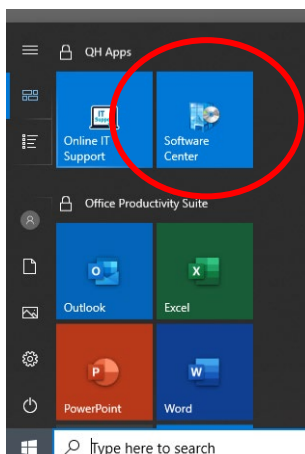
Microsoft Teams is free to download. Download the Microsoft Teams app if you do not already have it. It's easy and free.

- To download the desktop application go to: <https://teams.microsoft.com/download>
- For mobile phones, scan the below QR code to download it from the [iOS App Store](#) or [Google Play Store](#).

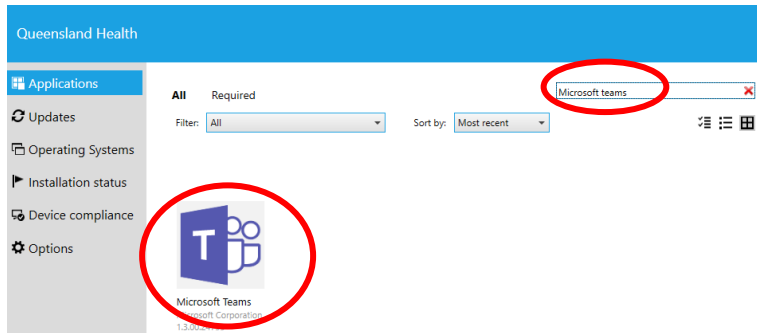


For Queensland Health Staff – you can install Microsoft Teams for Queensland Health devices through the Software Centre.


1. Go to the Software Centre – It can be found under “QH Apps” in your start menu.



2. Search for 'Microsoft Teams' and select the application



3. Double click the icon to open and click install
4. A shortcut will be available on your desktop once installed, you can also search for it in your start menu or open it through your Office 365 Portal.



Note:

- This is not available for computers that use multi-user tap on/off functionality.
- More information can be found on QHEPS (sign in required) [Self Help - eHealth Service Portal \(service-now.com\)](https://service-now.com)
- If a message says that Teams is already installed, but you are missing the desktop icon please refer to [Self Help - eHealth Service Portal \(service-now.com\)](https://service-now.com)

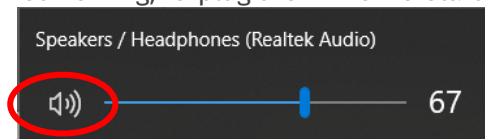
Participating in a Microsoft Teams Webinar

Before the meeting:

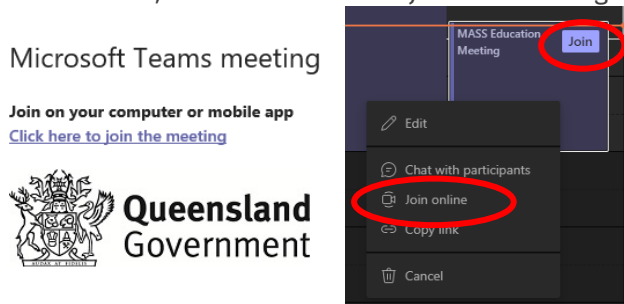
1. On the Education Calendar, click on the link to register and/or scan the QR code, for the event you are interested in.
2. You will receive a confirmation email with a link to join the webinar and a calendar attachment. If you do not receive the email with the link to join the webinar, please contact us.

Joining the session

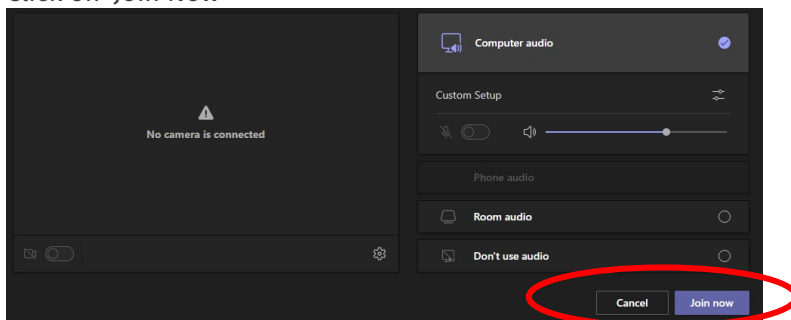
3. Ensure you test the volume of your headphones or speaker volume. If your headphones are not working, re-plug them in or re-start your computer.



4. When you receive the email with the invitation, please click 'accept'. From the invitation or in your calendar, select 'Click here to join the meeting' or on your Teams Calendar click 'Join'



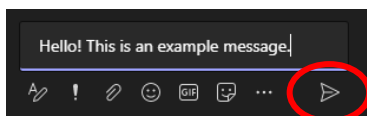
- Please ensure the session opens with the 'Teams App' and not a regular web-browser for use of full features. It will open the Choose your audio and video settings window – check your audio and camera settings.
- Click on 'Join Now'



- The meeting settings can be found on the top header. Click on each icon to show: participants, the conversation, send emoticons; turn on/off your camera and microphone; or to leave the meeting. Click the three dots for additional settings.



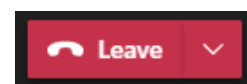
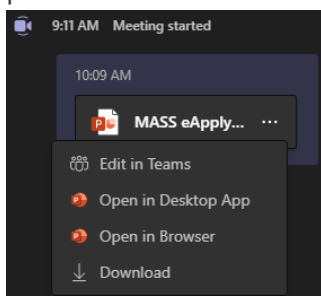
- Please join the conversation by clicking on the chat icon toggle.
- Type your question or comment and click the paper plane icon to send



- You can use the emoticons as well.



- In the conversation, you will also find a PDF version of the PowerPoint used in the presentation. Feel free to open the document(s) and/or download it.



- When you are ready to leave the meeting, click on the Leave icon.

Enquiries

Please address all enquiries to MASS-Education@health.qld.gov.au or phone 07 3136 3526 or 07 3136 3524.



© State of Queensland (Queensland Health) 2023
creativecommons.org/licenses/by/3.0/au

For more information contact:

Medical Aids Subsidy Scheme
 Metro South Health
 PO Box 281
 Cannon Hill QLD 4170 Australia
 tel (07) 3136 3526 or (07) 3136 3524
MASS-Education@health.qld.gov.au
health.qld.gov.au/mass/education